

Features

- Trim plate includes temperature control knob with integrated adjustable high-temperature limit stop and shower outlet on/off buttons
- When pressed once, shower outlet turns on and button pops out, becoming a knob for water flow adjustment
- When pressed back in, water turns off and outlet button aligns with control plate surface; flow setting remains intact
- High-temperature limit setting for added safety
- Low-profile design with easy-to-clean water-resistant casing
- Requires two-port thermostatic valve with integral volume control (sold separately)
- Handles up to 8 gpm (30.3 lpm) flow capacity (rate may vary by installation)

Installation

- Mounts on finished wall surface

Required Products/Accessories

K-26340 Two-port recessed mechanical thermostatic valve



Codes/Standards




ASME A112.18.1/CSA B125.1

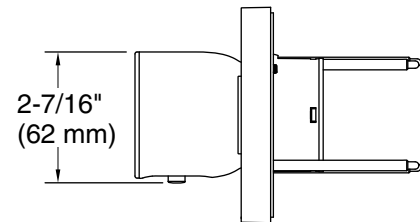
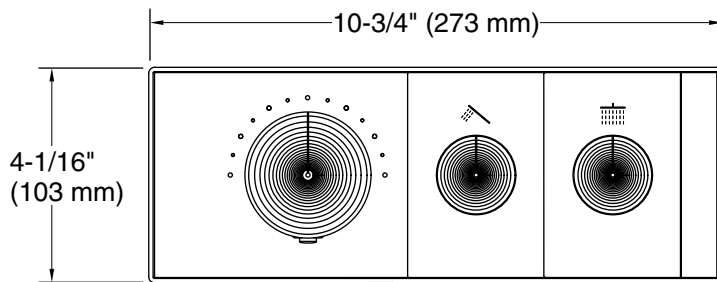
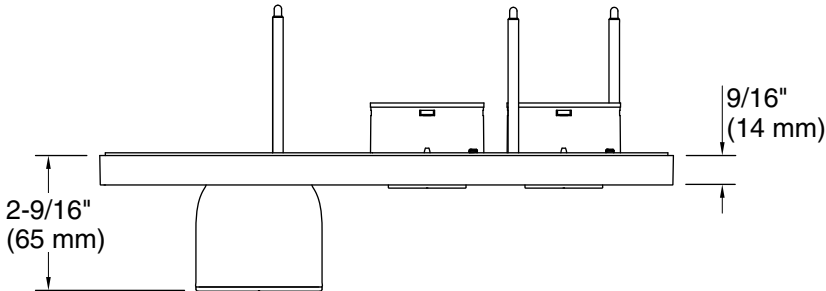
KOHLER[®] Faucet Lifetime Limited Warranty

See website for detailed warranty information.

Available Colors/Finishes

Color tiles intended for reference only.

Color	Code	Description
	CP	Polished Chrome
	SN	Vibrant [®] Polished Nickel
	BN	Vibrant [®] Brushed Nickel
	BL	Matte Black
	2MB	Vibrant [®] Brushed Moderne Brass



Technical Information

All product dimensions are nominal.