

Features

- Fits minimum 30" (762 mm) apron sink base cabinet
- Single bowl
- 9" (229 mm) depth provides generous workspace
- Self-Trimming® apron overlaps cabinet face for easy installation and beautiful results
- Bowl slopes toward drain to minimize water pooling
- Offset drain increases workspace in the sink and storage space underneath
- No faucet holes; requires wall- or counter-mount faucet

Material

- KOHLER® enameled cast iron
- Acid-resistant enamel finish

Installation

- Undermount

Included Components

K-25783 Stainless steel sink racks for 28" Ironridge® single-bowl sink



Codes/Standards








ASME A112.19.1/CSA B45.2

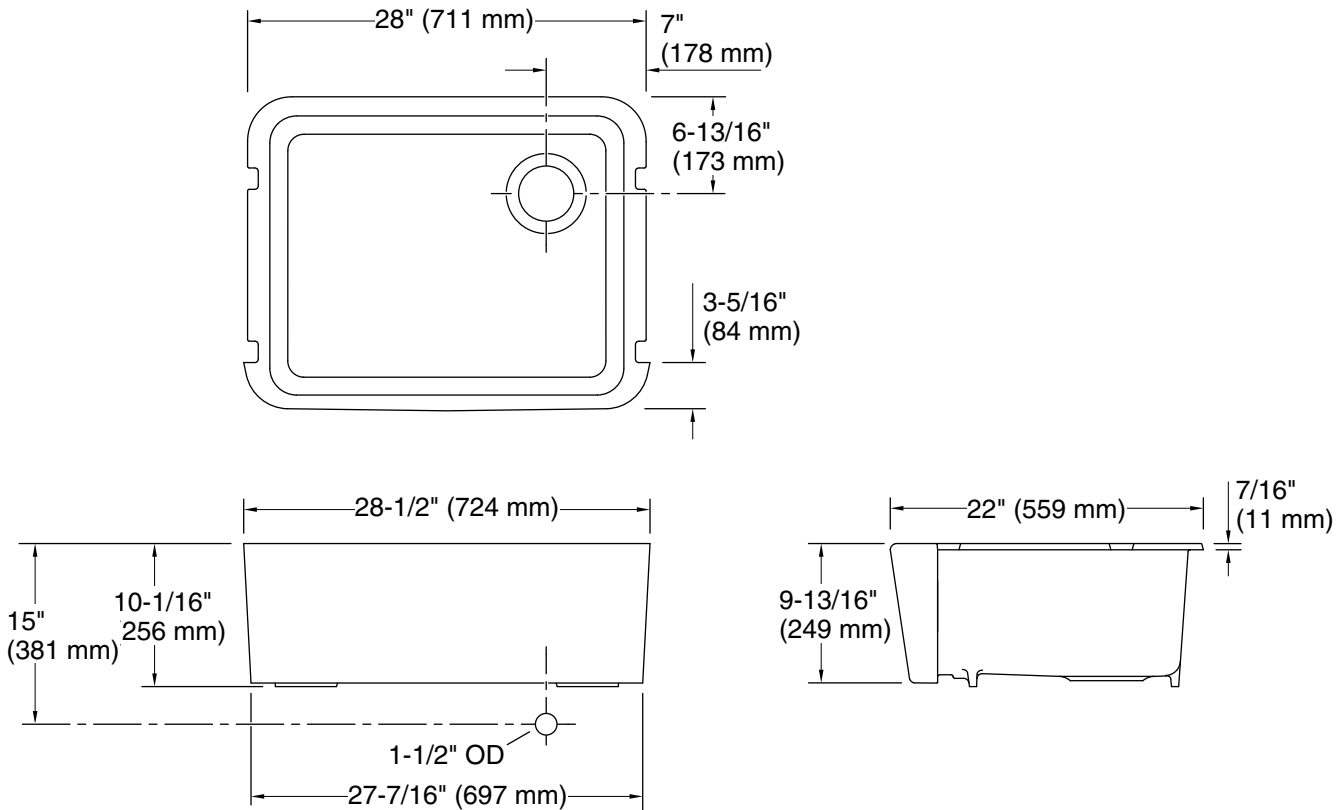
KOHLER® Enameled Cast Iron Kitchen and Bathroom Sink Lifetime Limited Warranty

See website for detailed warranty information.

Available Colors/Finishes

Color tiles intended for reference only.

Color	Code	Description
	0	White
	96	Biscuit
	NY	Dune
	95	Ice™ Grey
	FT	Basalt
	58	Thunder™ Grey
	7	Black Black™



Technical Information

All product dimensions are nominal.

Basin configuration: Single Bowl

Min. base cabinet width: 30" (762 mm)

Bowl area: Length: 24-13/16" (630 mm)
 Width: 19-11/16" (500 mm)
 Bowl depth: 9" (229 mm)
 Water depth: 9" (229 mm)

Drain hole: 3-7/8" (98 mm)

Template: Undermount, 1464067-7, required, included
 Cabinet, 1470696-7, required, included

Notes

Install this product according to the installation instructions.