

Features

- For use with the 2"x6" in-wall tank and carrier system
- Available in a variety of colors and finishes to match the toilet or faucet finish
- Dual-flush actuator offers a choice of 0.8 or 1.6 gpf (3.0 or 6.0 lpf)
- Large flush actuator plate opening can be removed for easy access to inner tank
- Eligible for consumer rebates in some municipalities

Installation

- See installation guide and installation video for more detailed information

Recommended Products/Accessories

- K-6291 Wall-Hung Toilet Cast Iron Waste Pipe
- K-6284 2" x 6" in-wall tank and carrier system



Codes/Standards











None Applicable

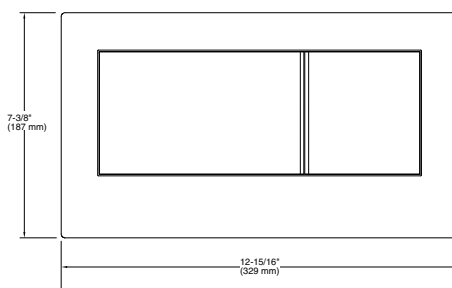
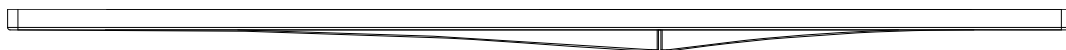
KOHLER® Toilets and Seats Limited Warranty

See website for detailed warranty information.

Available Colors/Finishes

Color tiles intended for reference only.

| Color | Code | Description |
|---|------|--------------------------|
|  | CP | Polished Chrome |
|  | SN | Vibrant® Polished Nickel |
|  | BN | Vibrant® Brushed Nickel |
|  | BV | Vibrant® Brushed Bronze |
|  | BL | Matte Black |
|  | 0 | White |
|  | 7 | Black Black™ |
|  | TT | Vibrant Titanium |
|  | BGP | Vibrant Brushed Graphite |
|  | DR | Deep Bronze |



Technical Information

All product dimensions are nominal.

Material: Plastic