



60-1/4" x 36" seated shower stall w/AIP backerboards

**Accord®**

**72290106**



### Features

- 3-1/2" threshold.
- Durable high-gloss finish.
- Center drain.
- Pivot snap-together modular design.
- Removable seat.
- Aging in Place backerboards.

### Material

- Made from solid Vikrell® material for strength, durability, and lasting beauty.

### Installation

- Alcove.
- Caulk-free installation.

### Recommended Products/Accessories

- 5475-59 Frameless sliding shower door
- 5477-59 Frameless sliding shower door
- 5970-59 Framed sliding shower door
- 5975-59 Framed sliding shower door
- 5976-59 Framed sliding shower door
- 5977-59 Framed sliding shower door
- 547808-59 Frameless sliding shower door
- 581075-59 Frameless sliding shower door
- 80001012 12" straight grab bar
- 80001018 18" straight grab bar
- 80001024 24" straight grab bar
- 80011032 32" straight grab bar
- 80001036 36" straight grab bar
- 80012134 34" curved grab bar
- 72286104 Removable bath seat for Series 7228 and 7229
- K-23726 Drain treatment
- K-23733 Vikrell® cleaner

### Included Components

Product consists of:

- 72286104 Removable bath seat for Series 7228 and 7229
- 71164100 60" x 36" bath/shower wall set
- 72291100 60-1/4" x 36" seated shower base
- 72291100 60-1/4" x 36" seated shower base
- 71164106 60" x 36" bath/shower wall set w/ AIP backerboards
- 72286104 Removable bath seat for Series 7228 and 7229



### Codes/Standards

- ASTM E162
- ASTM E662
- HUD, UM Bulletin 73



### Warranty – Bathing Fixtures (and) Kitchen and Utility Sinks Made of Solid Vikrell® Material

### STERLING® Warranty - Bathing & Showering Seats

See website for detailed warranty information.

### Available Colors/Finishes

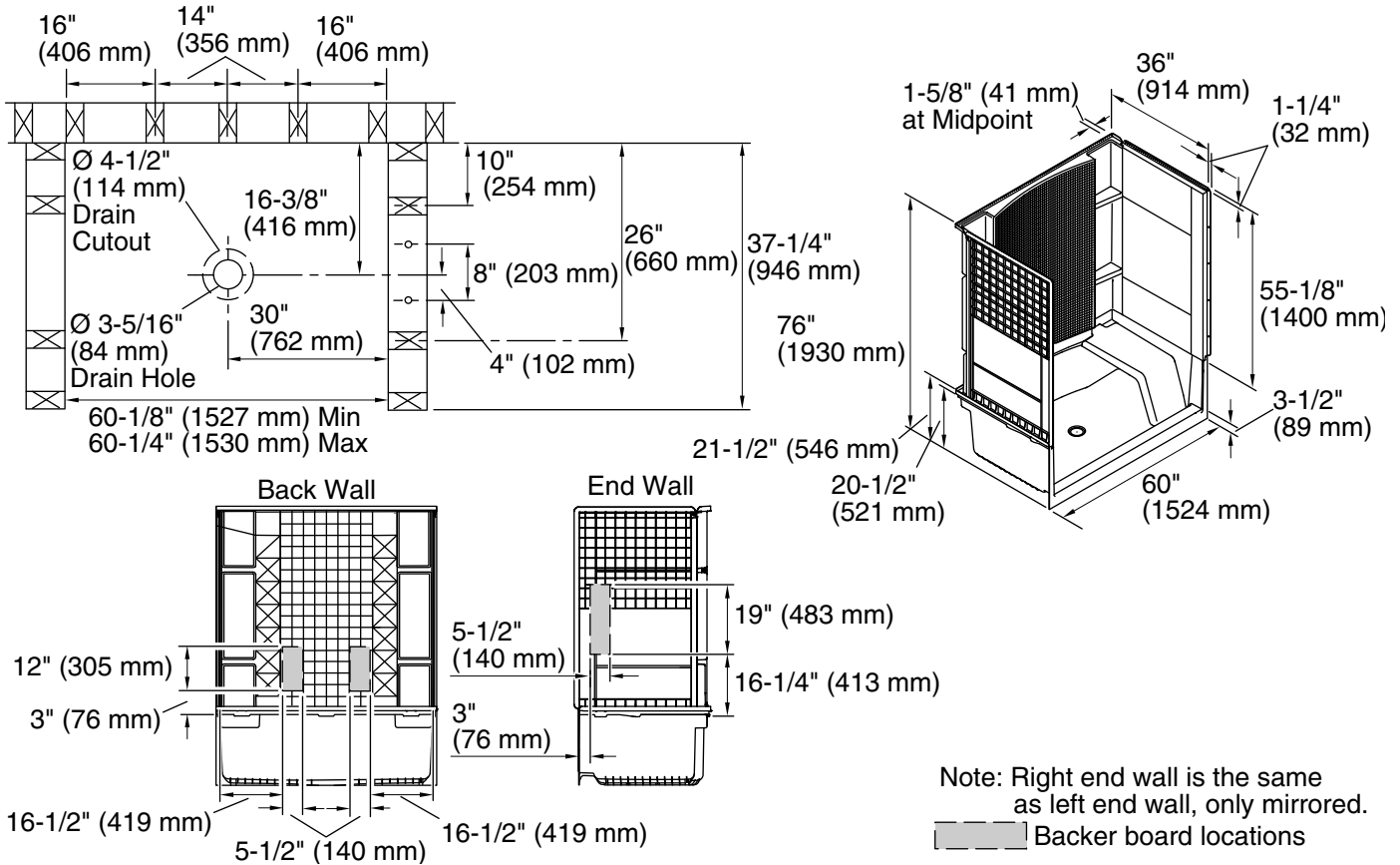
*Color tiles intended for reference only.*

Color	Code	Description
	0	White
	96	KOHLER Biscuit

1-800-STERLING (1-800-783-7546)

Kohler Co. reserves the right to make revisions without notice to product specifications.

For the most current Specification Sheet, go to [www.sterlingplumbing.com](http://www.sterlingplumbing.com).



**Technical Information**

All product dimensions are nominal.

- Installation: Three-wall alcove
- Drain location: Center
- Maximum door height: 70-5/8" (1794 mm)
- Maximum door width: 56-5/8" (1438 mm)

**Notes**

- Install this product according to the installation instructions.
- Base cannot be installed without the wall surround.
- Studs should be positioned roughly as shown.
- Double studding is recommended for pivot shower door installations.