

Features

- Catalyzed conversion varnish provides a durable moisture-resistant finish.
- Two doors.
- Frameless construction with full-overlay doors.
- Three-way adjustable slow-close door hinges with 110° opening capability for easy cabinet access.
- Wall-hung design offers a clean, streamlined look.
- Coordinates with the K-99688 Jute bar pull (sold separately).
- Combines with Ceramic/Impressions®, Solid/Expressions®, and Iron/Impressions® vanity tops (sold separately) for a complete vanity.
- Customize your storage with optional accessories such as shelves, trays, drawer dividers, and medicine cabinets (sold separately).

Material

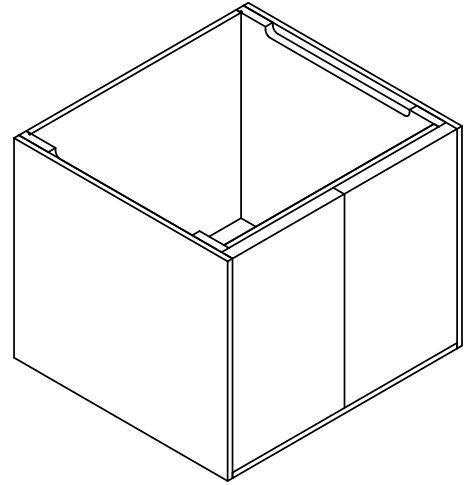
- Solid wood and veneers.
- Wood is a living material, and its beauty is enhanced by natural variations in grain, color, and pattern. No two pieces of wood are exactly the same, and the color will change with age, temperature, and exposure to light.
- The nature of wood grain can cause variations in stain depth. Our expert craftspeople hand-apply the stain to blend these variations.

Recommended Products/Accessories

K-5455 25" vanity top with single Verticyl® rectangular cutout
K-5421 25" vanity top with single Verticyl® oval cutout
K-99686 Knob
K-99689 3" drawer pull
K-23736 Furniture polish

Optional Products/Accessories

K-99665 Framed Mirror
K-99681 Electrical outlets for KOHLER Tailored® vanities
K-99682 General storage package for KOHLER Tailored® vanities
K-99683 Makeup storage package for KOHLER Tailored® vanities
K-99684 Drawer divider package for KOHLER Tailored® vanities
K-99668 Lap Drawer
K-99676 Filler strip for KOHLER Tailored® vanities
K-99001 Medicine Cabinet
K-99007 Medicine Cabinet
K-99009 Medicine Cabinet



Codes/Standards


EPA TSCA Title VI
CARB P2

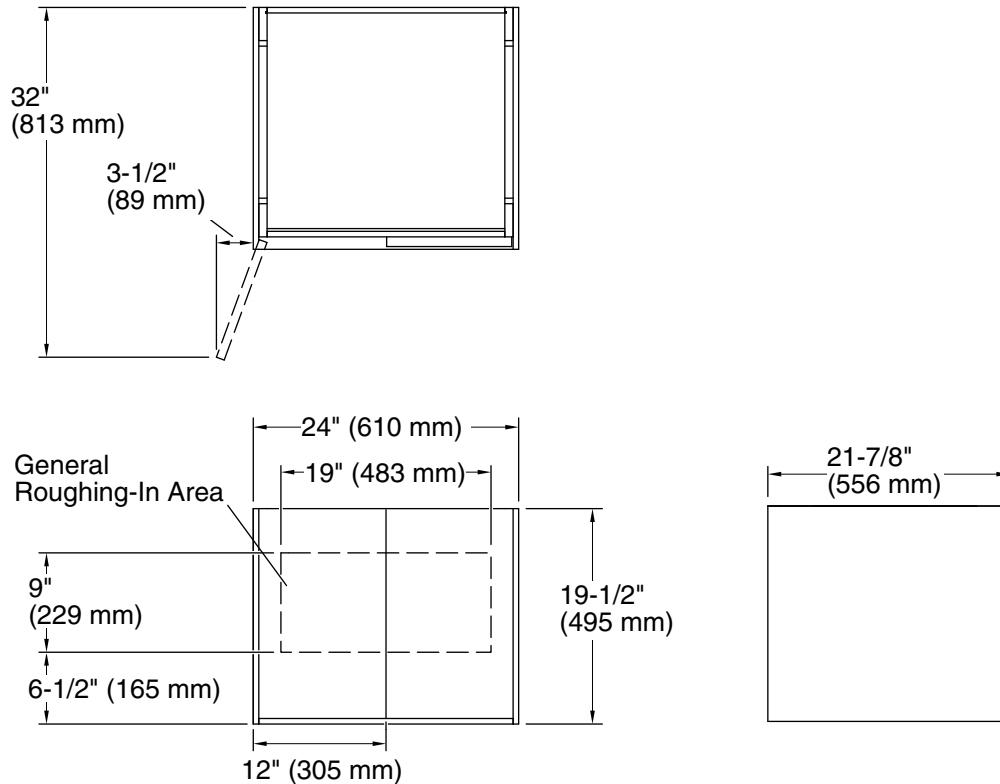
KOHLER® One-Year Limited Warranty

See website for detailed warranty information.

Available Colors/Finishes

Color tiles intended for reference only.

Color	Code	Description
	1WA	Linen White
	1WM	Walnut Flax
	1WT	Mohair Grey



Technical Information

All product dimensions are nominal.

Vanity type: Wall-mount

Notes

Install this product according to the installation guide.

Decorative cabinet hardware is not supplied. Refer to the KOHLER bath accessories line for recommended cabinet hardware to complement your vanity.

Select the type of fastener based upon the wall material. Two 500 lb (227 kg) minimum load bearing fasteners are recommended.