

### Features

- Cut and insert your own tile into the grate panel for a custom design that blends with the rest of your shower floor.
- Rigid, precision-machined tile-in grate panel offers best-in-class drain aesthetic.
- Easily field-trimmable to fit any showering space.
- Lightweight yet durable grate insert is easy to handle during installation and throughout product life.
- Thread-in, rubber-capped grate feet offer secure placement within drain channel.
- Feet are height-adjustable up to one inch and easily accessible through the top of grate for a faster, more precise installation.
- Requires K-32619 Kohler 1 ¼" linear drain channel.

### Material

- Anodized aluminum construction.
- KOHLER finishes resist corrosion and tarnishing.


### Installation

- Field trimmable to accommodate customize size and installation.

### Included Components

Additional Components:

- End caps
- Hardware kit
- Mounting feet
- Stainless steel lift key
- T8 star driver
- T8 torx driver
- Universal Hardware Kit



### Codes/Standards

ASME A112.18.2/CSA B125.2

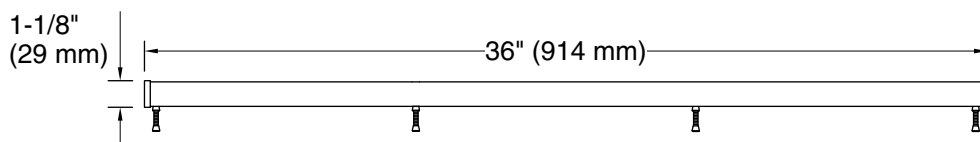
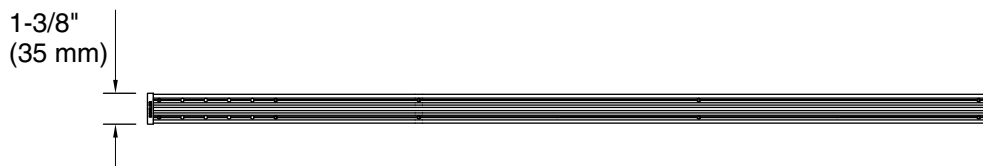
### KOHLER® One-Year Limited Warranty

See website for detailed warranty information.

### Available Colors/Finishes

*Color tiles intended for reference only.*

Color	Code	Description
	SH	Bright Silver
	BL	Matte Black
	2MB	Vibrant® Brushed Moderne Brass
	BNK	Anodized Brushed Nickel



## Technical Information

All product dimensions are nominal.

Material: Anodized Aluminum

## Notes

Install this product according to the installation instructions.