

Features

- Touchless on/off with a wave of your hand or an object such as a pan
- Response® technology uses a state-of-the-art motion sensor for reliable touchless activation
- LED light indicates Response® is ready to use
- AC-powered operation—no batteries to replace
- Response® technology provides reliable touchless on/off operation through a state-of-the-art sensor that responds in 20 milliseconds
- Three-function pull-down sprayhead with touch-control allows you to switch between stream, Sweep® spray and BerrySoft® spray
- Sweep® spray creates a wide, forceful blade of water for superior cleaning
- BerrySoft® is a light spray ideal for washing hands, rinsing delicate dishware and prepping fruits and vegetables.
- DockNetik® secure docking system locks sprayhead into place when not in use
- KOHLER® ceramic disc valves exceed industry longevity standards for a lifetime of durable performance
- ProMotion® technology's light, quiet braided hose and swiveling ball joint make the pull-down sprayhead easier and more comfortable to use
- MasterClean™ sprayface features an easy-to-clean surface that withstands mineral buildup
- High-arch rotating spout offers superior clearance for filling pots and cleaning
- Single lever handle is simple to use and makes adjusting water temperature easy
- Temperature memory allows faucet to be turned on and off at the temperature set during prior usage
- 1.5 gpm (5.7 lpm) maximum flow rate at 60 psi (4.14 bar)

Material

- Premium metal construction for durability and reliability
- KOHLER® finishes resist corrosion and tarnishing

Installation

- Single-hole installation (three-hole escutcheon sold separately)
- Flexible supply lines simplify installation

Recommended Products/Accessories

K-23723 Faucet cleaner

Optional Products/Accessories

K-99272 Three-Hole Kitchen Faucet Escutcheon



ADA CSA B651

Codes/Standards






ASME A112.18.1/CSA B125.1
NSF/ANSI/CAN 61
NSF/ANSI/CAN 372
All applicable US Federal and State material regulations
DOE - Energy Policy Act 1992
California Energy Commission (CEC)
ADA
ICC/ANSI A117.1
CSA B651

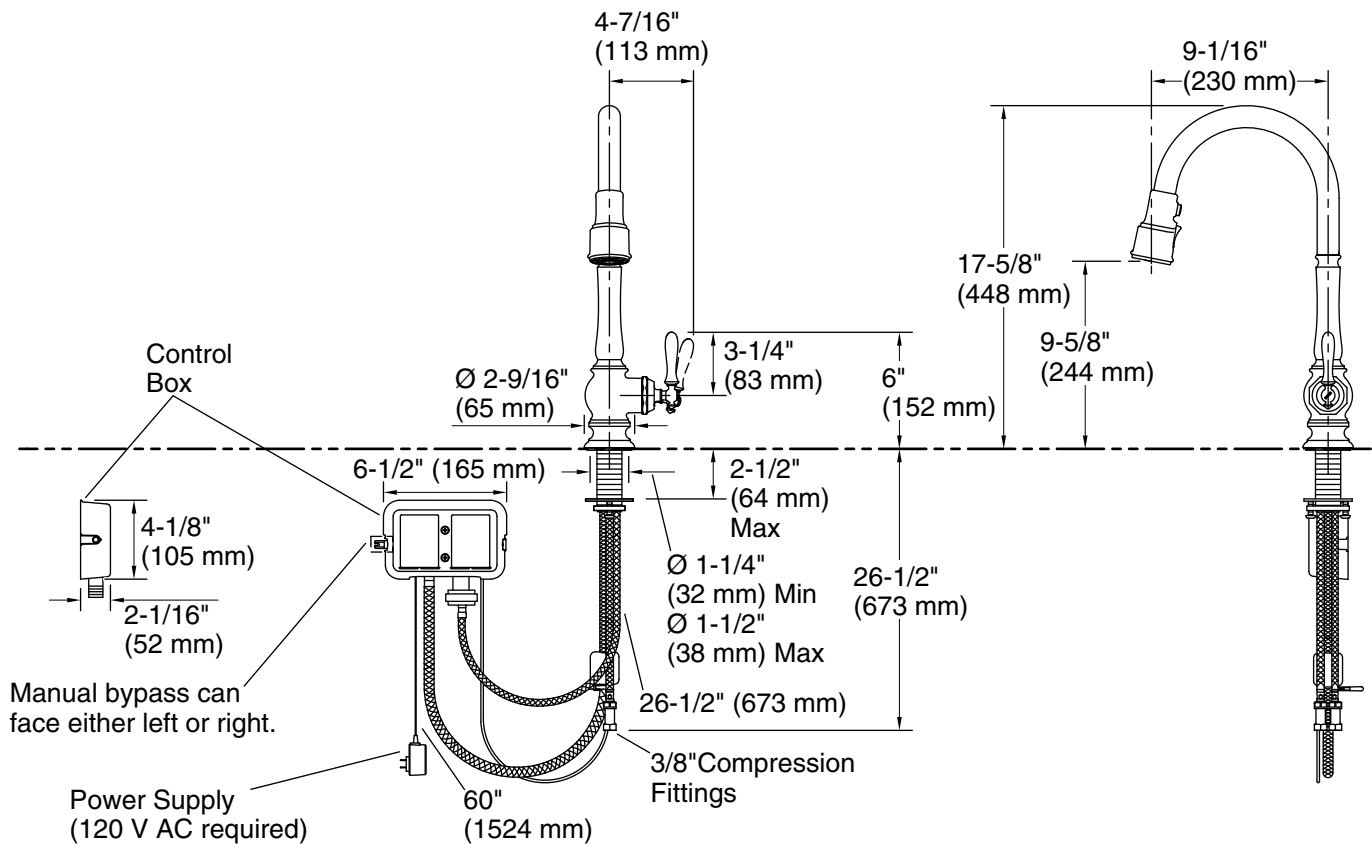
KOHLER® Electronic Faucets, Valves, and Controls Five-Year Limited Warranty KOHLER® Faucet Lifetime Limited Warranty

See website for detailed warranty information.

Available Colors/Finishes

Color tiles intended for reference only.

Color	Code	Description
	CP	Polished Chrome
	SN	Vibrant® Polished Nickel
	VS	Vibrant® Stainless
	2BZ	Oil-Rubbed Bronze
	2MB	Vibrant® Brushed Moderne Brass



Required Electrical Service

One dedicated circuit required, protected with Class A Ground-Fault Circuit-Interrupter (GFCI). Outside North America, this device may be known as a Residual Current Device (RCD).

120 V, 0.15 A, 50/60 Hz

Technical Information

All product dimensions are nominal.

Power source: Plug - AC, included

Drain included: No

Spout:

Spout reach: 9-1/16" (231 mm)

Notes

Install this product according to the installation instructions.

REQUIRED: Unswitched power outlet (120 V AC) located below the sink and within 5' (1.5 m) of the control box. (Garbage disposals typically use switched outlets and are not recommended.)

ADA compliant for faucet handles only.

ADA, CSA B651 compliant when installed to the specific requirements of these regulations.