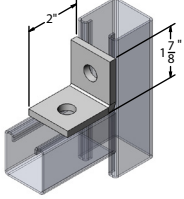
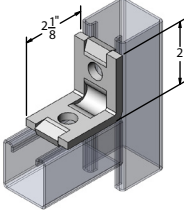


9022CA
2-hole corner angle
1-7/8" x 2"



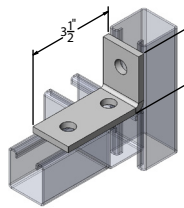
Materials/Finishes:	Zinc Plated (9022CAZ)
	T-304 Stainless (9022CASS)
	T-316 Stainless (9022CASX)
Thickness:	1/4"
Hole Dim:	9/16"
Wgt. each (lbs)	.37

9024CA
2-hole corner angle
w/ guides
1-5/8" x 2-1/4"



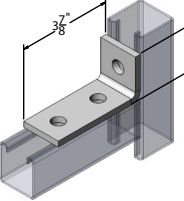
Materials/Finishes:	Zinc Plated (9024CAZ)	
	Thickness:	1/4"
	Hole Dim:	9/16"
	Wgt. each (lbs)	.41

9026CA
3-hole corner angle
2-1/4" x 3-1/2"



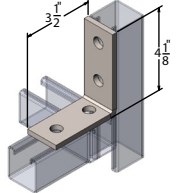
Materials/Finishes:	Zinc Plated (9026CAZ)
	T-304 Stainless (9026CASS)
	T-316 Stainless (9026CASX)
Thickness:	1/4"
Hole Dim:	9/16"
Wgt. each (lbs)	.56

9028CA
3-hole corner angle
1-7/8" x 3-7/8"



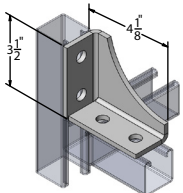
Materials/Finishes:	Zinc Plated (9028CAZ)	
	Thickness:	1/4"
	Hole Dim:	9/16"
	Wgt. each (lbs)	.58

9030CA
4-hole corner angle
3-1/2" x 4-1/8"



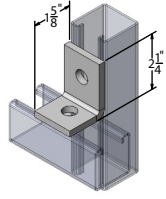
Materials/Finishes:	Zinc Plated (9030CAZ)
	T-304 Stainless (9030CASS)
	T-316 Stainless (9030CASX)
Thickness:	1/4"
Hole Dim:	9/16"
Wgt. each (lbs)	.78

9032CA
4-hole webbed
corner angle, r.h.
3-1/2" x 4-1/8"



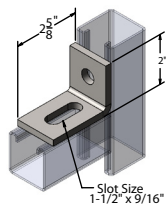
Materials/Finishes:	Zinc Plated (9032CAZ)	
	Thickness:	1/4"
	Hole Dim:	9/16"
	Wgt. each (lbs)	1.12

9023CA
2-hole corner angle
1-5/8" x 2-1/4"



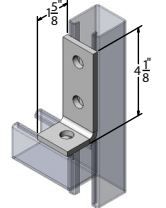
Materials/Finishes:	Zinc Plated (9023CAZ)	
	Thickness:	1/4"
	Hole Dim:	9/16"
	Wgt. each (lbs)	.37

9025CA
1-hole adjustable corner angle
w/ slot
1-5/8" x 2-1/4"



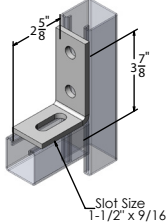
Materials/Finishes:	Zinc Plated (9025CAZ)	
	Thickness:	1/4"
	Hole Dim:	9/16"
	Wgt. each (lbs)	.38

9027CA
3-hole corner angle
1-5/8" x 4-1/8"



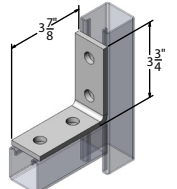
Materials/Finishes:	Zinc Plated (9027CAZ)
	T-304 Stainless (9027CASS)
	T-316 Stainless (9027CASX)
Thickness:	1/4"
Hole Dim:	9/16"
Wgt. each (lbs)	.56

9029CA
2-hole adjustable corner angle
w/ slot
2-5/8" x 3-7/8"



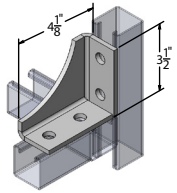
Materials/Finishes:	Zinc Plated (9029CAZ)	
	Thickness:	1/4"
	Hole Dim:	9/16"
	Wgt. each (lbs)	.61

9031CA
4-hole corner angle
3-3/4" x 3-7/8"



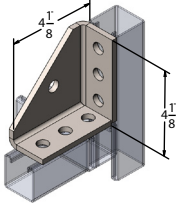
Materials/Finishes:	Zinc Plated (9031CAZ)
	T-304 Stainless (9031CASS)
	T-316 Stainless (9031CASX)
Thickness:	1/4"
Hole Dim:	9/16"
Wgt. each (lbs)	.76

9033CA
4-hole webbed
corner angle, l.h.
3-1/2" x 4-1/8"



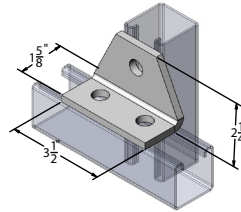
Materials/Finishes:	Zinc Plated (9033CAZ)	
	Thickness:	1/4"
	Hole Dim:	9/16"
	Wgt. each (lbs)	1.12

9034CA
7-hole universal
corner angle
4-1/8" x 4-1/8"



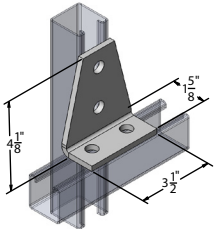
Materials/Finishes:	Zinc Plated (9034CAZ)
Thickness:	1/4"
Hole Dim:	9/16"
Wgt. each (lbs)	1.32

9035CA
3-hole shelf gusset angle
1-5/8" x 2-1/4"



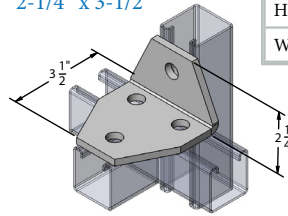
Materials/Finishes:	Zinc Plated (9035CAZ)
Thickness:	1/4"
Hole Dim:	9/16"
Wgt. each (lbs)	.67

9036CA
4-hole shelf gusset angle
1-5/8" x 4-1/8"



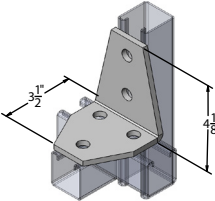
Materials/Finishes:	Zinc Plated (9036CAZ)
Thickness:	1/4"
Hole Dim:	9/16"
Wgt. each (lbs)	1.02

9037CA
4-hole shelf gusset
3-way angle
2-1/4" x 3-1/2"



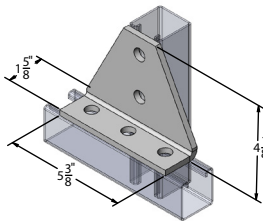
Materials/Finishes:	Zinc Plated (9037CAZ)
Thickness:	1/4"
Hole Dim:	9/16"
Wgt. each (lbs)	1.01

9038CA
5-hole shelf gusset
3-way angle
3-1/2" x 4-1/8"



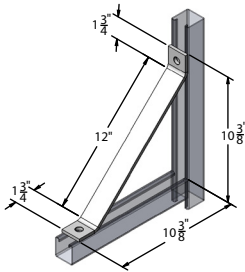
Materials/Finishes:	Zinc Plated (9038CAZ)
Thickness:	1/4"
Hole Dim:	9/16"
Wgt. each (lbs)	1.35

9039CA
5-hole shelf gusset angle
1-5/8" x 4-1/8"



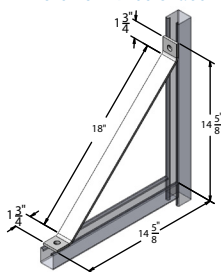
Materials/Finishes:	Zinc Plated (9039CAZ)
Thickness:	1/4"
Hole Dim:	9/16"
Wgt. each (lbs)	1.41

9040CA
2-hole 45° knee brace 12"



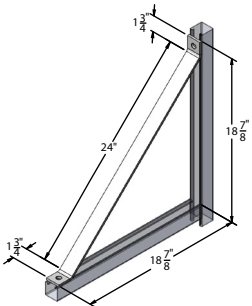
Materials/Finishes:	Zinc Plated (9040CAZ)
Thickness:	1/4"
Hole Dim:	9/16"
Wgt. each (lbs)	1.65

9042CA
2-hole 45° knee brace 18"



Materials/Finishes:	Zinc Plated (9041CAZ)
Thickness:	1/4"
Hole Dim:	9/16"
Wgt. each (lbs)	2.34

9043CA
2-hole 45° knee brace 24"



Materials/Finishes:	Zinc Plated (9043CAZ) T-304 Stainless (9043CASS) T-316 Stainless (9043CASX)
Thickness:	1/4"
Hole Dim:	9/16"
Wgt. each (lbs)	3.03

PROJECT INFORMATION			APPROVAL STAMP
Project:			Notes:
Address:			
Contractor:			
Engineer:			
Date:			
Approved	Approved as Noted	Not Approved	