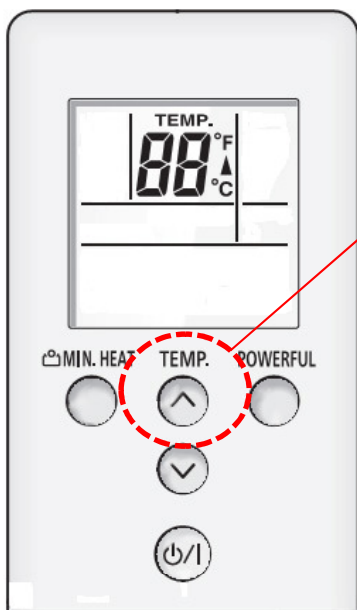


CHANGING THE TEMPERATURE UNIT

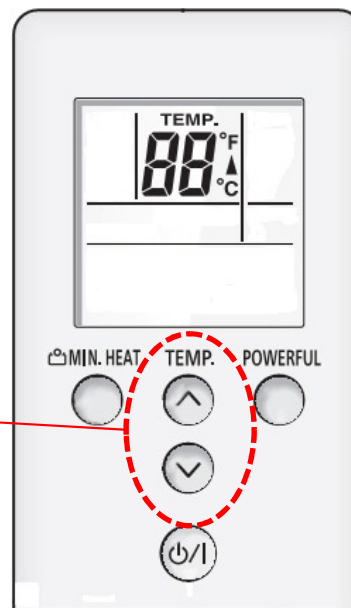
Models: ASU9RLS2, ASU2RLS2 & ASU15RLS2

Remote Control: K9319634012 **Type:** AR-RED1U



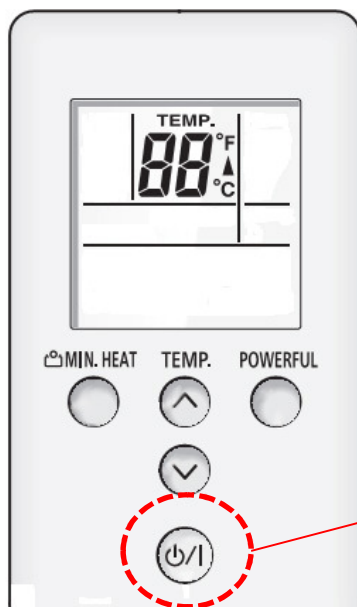
STEP 1

Press the **TEMP. Up** button for at least 5 seconds to display the current temperature unit. (Factory default: °F)



STEP 2

Press the **TEMP. Up or Down** Buttons to select the Temperature Unit (°F or °C)



STEP 3

- Either press **START/STOP** button to finalize setting or
- Do not press any buttons for 30 seconds to finalize setting