

Features

- Dual-function oblong rainhead features Full Coverage with Katalyst technology, a drenching spray experience ideal for rinsing shampoo from hair
- Deep Massage streams twist and swirl, targeting sore muscles to ease away aches and pains
- MasterClean™ sprayface features an easy-to-clean surface that withstands mineral buildup
- Optimized sprayface for maximum performance
- 1.75 gpm (6.6 lpm) maximum flow rate at 80 psi (5.5 bar)
- Includes optional diverter (K-737-K) for control of rainhead spray functions; trim sold separately. When using a multi-outlet valve, this diverter valve is not required
- Requires two-function rainhead arm and flange (sold separately)

Material

- Premium material construction for durability and reliability
- KOHLER finishes resist corrosion and tarnishing

Technology

- Katalyst® air-induction technology infuses water with air, creating bigger drops for a more powerful spray

Water Conservation & Rebates

- This product can help a building earn Water Efficiency points in LEED® Green Building Rating System

Required Products/Accessories

K-26326 10" ceiling-mount two-function rainhead arm and flange

or

K-26325 5" ceiling-mount rainhead arm and flange

Recommended Products/Accessories

K-23723 Faucet cleaner

Included Components

Additional Components:
737-K



Codes/Standards





ASME A112.18.1/CSA B125.1
DOE - Energy Policy Act 1992
EPA WaterSense®
California Energy Commission (CEC)

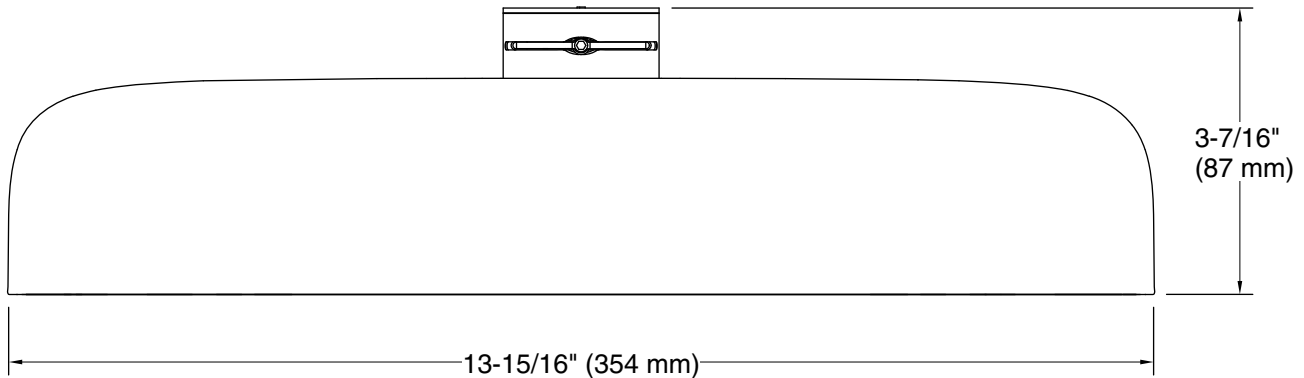
KOHLER® Faucet Lifetime Limited Warranty

See website for detailed warranty information.

Available Colors/Finishes

Color tiles intended for reference only.

Color	Code	Description
	CP	Polished Chrome
	BN	Vibrant® Brushed Nickel
	BL	Matte Black
	2MB	Vibrant® Brushed Moderne Brass



Technical Information

All product dimensions are nominal.

Showerhead/Body Spray:

Rated maximum flow: 1.75 gal/min (6.6 l/min)

flow:

Pressure: 80 psi (5.5 bar)