

Features

- Pressure-balancing diaphragm technology maintains outlet temperature within +/-3°F during water pressure fluctuations
- Antiscald protection
- A single handle controls both on/off activation and temperature setting
- Includes diverter bath spout with 1/2" slip-fit connection
- For use with any KOHLER showerhead (sold separately)
- Coordinates with other products in the Parallel collection

Material

- Premium material construction with metal handle ensures reliability and durability
- KOHLER® finishes resist corrosion and tarnishing

Installation

- Trim only; requires valve to complete installation (sold separately)

Recommended Products/Accessories

K-23723 Faucet cleaner

Optional Products/Accessories

K-10350 Deep rough-in kit
K-10351 Test cap for K-8300 Series valve bodies
1307346 Retro mixer cap for K-304 Rite-Temp valve
1362395 Retro mixer cap for K-2971 HiFlow Rite-Temp valve

Codes/Standards







ASME A112.18.1/CSA B125.1
California Energy Commission (CEC)

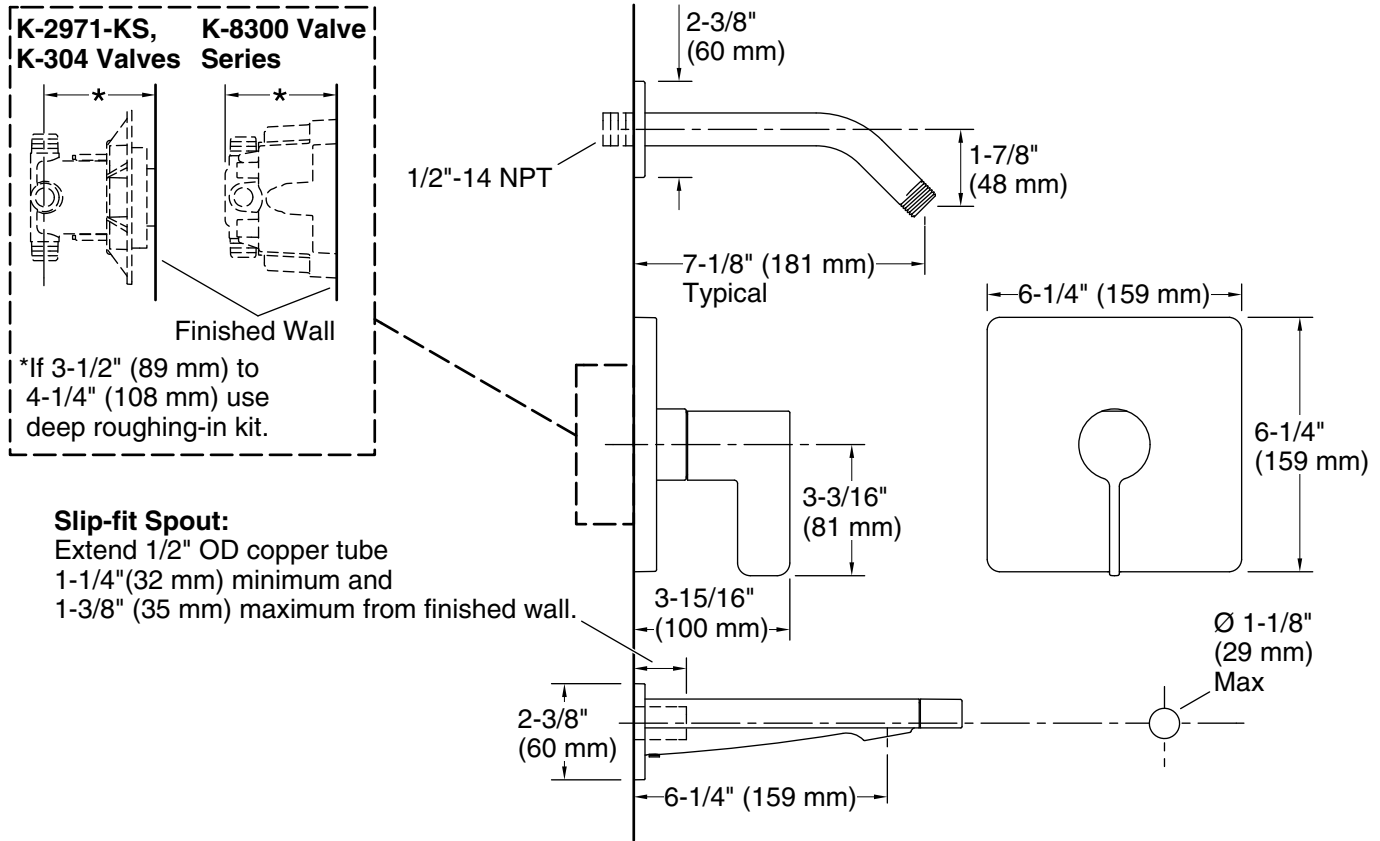
KOHLER® Faucet Lifetime Limited Warranty

See website for detailed warranty information.

Available Colors/Finishes

Color tiles intended for reference only.

Color	Code	Description
	CP	Polished Chrome
	AF	Vibrant™ French Gold
	BN	Vibrant™ Brushed Nickel
	BL	Matte Black
	2MB	Vibrant™ Brushed Moderne Brass
	TT	Vibrant Titanium



Technical Information

All product dimensions are nominal.

Drain included: No

Spout:

Spout reach: 6-1/4" (158 mm)

Notes

Install this product according to the installation instructions.