

Features

- Three preinstalled tank bolts save installation time
- 1.28 gpf high-efficiency toilets provide significant water savings of up to 16,500 gallons per year versus an old 3.5-gallon toilet without sacrificing performance
- Qualifies as an HET(High-Efficiency Toilet). Consumer rebates are available in some municipalities
- Left-hand Polished Chrome trip lever
- KOHLER's canister flush valve harnesses the natural force of gravity and optimizes flushing performance
- Class Five® canister optimizes the flow out of the tank, harnessing gravity and the natural, powerful reducing cascade of water to increase the power and effectiveness of the flush



Recommended Products/Accessories

- K-23726 Drain treatment
- K-4199 Elongated toilet bowl



Codes/Standards




ASME A112.19.2/CSA B45.1
EPA WaterSense®

KOHLER® Toilets and Seats Limited Warranty

See website for detailed warranty information.

Available Colors/Finishes

Color tiles intended for reference only.

Color	Code	Description
	0	White
	96	Biscuit
	7	Black Black™

No image available.
This product is a component and not intended to be a standalone installation.

Technical Information

All product dimensions are nominal.

Toilet type: Bowl-mount

Flush type: Class Five

Notes

Install this product according to the installation instructions.

Product dimensions are nominal and may vary per ASME A112.19.2 tolerances.