

### Features

- Bracket pivots and rotates to position handshower at desired angle
- For use with a handshower and hose (sold separately)
- Includes supply elbow. Integrated supply and holder reduces the number of components needed in the shower space, allowing for a cleaner look
- Includes check valve for backflow prevention
- Coordinates with other products in the Artifacts collection

### Material

- Premium metal construction
- KOHLER finishes resist corrosion and tarnishing

### Installation

- Wall-mount



### Codes/Standards

ASME A112.18.1/CSA B125.1  
ASSE 1014

### KOHLER® Faucet Lifetime Limited Warranty

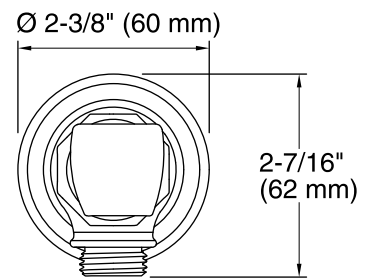
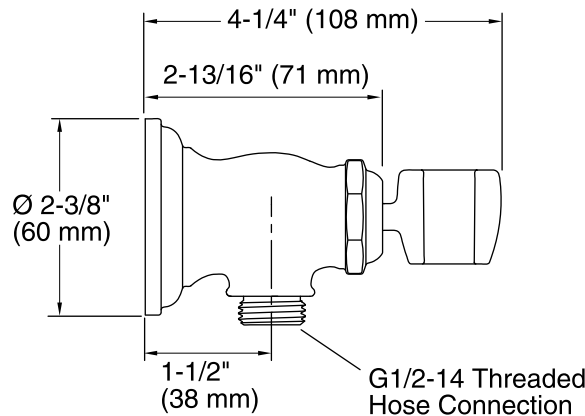
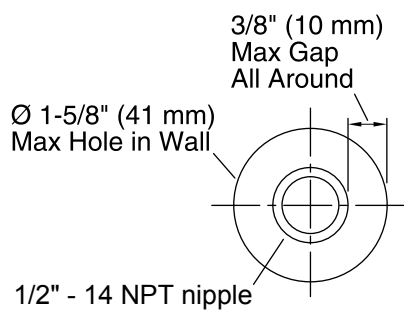
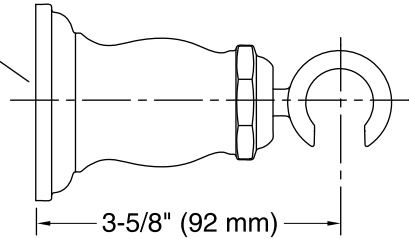
See website for detailed warranty information.

### Available Color/Finishes

*Color tiles intended for reference only.*

Color	Code	Description
	CP	Polished Chrome
	SN	Vibrant® Polished Nickel
	BN	Vibrant® Brushed Nickel
	BV	Vibrant® Brushed Bronze
	2BZ	Oil-Rubbed Bronze
	VNT	Vintage Nickel

For NPT connection,  
nipple must extend  
11/16" (17 mm) beyond  
finished wall.



## Technical Information

All product dimensions are nominal.

## Notes

Install this product according to the installation guide.

Installs using a 1/2"-14 NPT nipple (not supplied).