

Features

- Two-piece design
- Elongated bowl offers added room and comfort
- Comfort Height® feature offers chair-height seating that makes sitting down and standing up easier for most adults
- 1.28 gpf (4.8 lpf)
- Left-hand Polished Chrome trip lever
- 2-1/8" (54 mm) fully glazed trapway
- Revolution 360® flushing technology generates a forceful swirling motion to keep the bowl clean longer
- Sanitary guard where bowl and tank meet for ease of cleaning
- Weighs less than previous Highline models
- Combination consists of K-44199 bowl and K-44470 tank
- AquaPiston® canister optimizes the flow out of the tank, harnessing gravity and the natural, powerful reducing cascade of water to increase the power and effectiveness of the flush
- Easy-to-flush canister design requires less force to actuate than a 3" (76 mm) flapper, and has 90% less exposed seal material which resists conditions that cause wear, tear, shrinkage and swelling

Installation

- 14" (356 mm) rough-in
- Seat and supply line sold separately

Recommended Products/Accessories

K-4636-RL Cachet® ReadyLatch® Quiet-Close™ elongated toilet seat
K-18751 PureWash® E525 Elongated bidet toilet seat
K-9379 Trip Lever

Included Components

K-44199 Elongated toilet bowl
K-44470 Toilet tank, 1.28 gpf



ADA **CSA B651** **OBC**

Codes/Standards




ASME A112.19.2/CSA B45.1
DOE - Energy Policy Act 1992
EPA WaterSense®
California Energy Commission (CEC)
ADA
ICC/ANSI A117.1
CSA B651
OBC

KOHLER® Toilets and Seats Limited Warranty

See website for detailed warranty information.

Available Colors/Finishes

Color tiles intended for reference only.

Color	Code	Description
	0	White
	96	Biscuit
	7	Black Black™

