

Thru-the-Wall Heating & Cooling

Scan the QR Code to Watch Video!



National Comfort Products

A Division of National Refrigeration and Air Conditioning Products, Inc.
539 Dunksferry Road · Bensalem, PA 19020-5908
(800) 523-7138
www.nationalcomfortproducts.com

Go Thru-the-Wall



OUR MARKETS

Multifamily · Senior Living · Student Housing · Modular Buildings · Hotels & Motels · Replacements & Retrofits

OUR HISTORY

National Comfort Products is a leading manufacturer of thru-the-wall heating and air conditioning equipment for the multi-family industry and has been for over 35 years. National Comfort Products markets worldwide through wholesalers who represent the finest in heating and air conditioning products. We have built our reputation on high quality products and fast, efficient service, making National Comfort Products a leader in customer satisfaction.

Here at National Comfort Products, our team is committed to advanced research and development to continuously develop products using the latest advances in energy technology and design.

RESEARCH AND DEVELOPMENT

Our team is comprised of engineering, manufacturing and quality professionals dedicated to creating innovative solutions for advanced technologies. The people at National Comfort Products focus on the complete manufacturing process, from design to quality control, designing advanced heating and air conditioning products which are easier to use, more accurate, and more functional. Our research and development is supported with an in-house lab that can replicate indoor and outdoor temperatures over a wide span.

STATE-OF-THE-ART FACILITY

National Comfort Product's 200,000 square-foot manufacturing facility in Bensalem, PA, features sophisticated metal fabricating equipment, a robotic brake, punching cells, and copper machines.

With new state-of-the-art tooling, including refrigeration charging, leak checking equipment, and metal processing equipment, we ensure that all of our heating and air conditioning equipment meets our high quality standard before it is shipped to our customers. All phases of the manufacturing process from engineering and design to fabrication and assembly are done in-house by our experienced personnel.

CONTACT US

Visit us at www.NationalComfortProducts.com for additional information on any of our products or call us at 800-523-7138

COMFORT PACK *Go Thru-the-Wall*


OUR PRODUCTS

Thru the Wall Comfort Pack

Our Comfort Pack, with the options of gas or electric heat and electric cooling, comes in a total self-contained package offering easier installation, access and efficiency. Models range from 0.75 to 2.5 tons and come pre-charged and pre-wired. The heating sections have an input range up to 64,000 Btuh for gas and 15 KW for electric.

All Comfort Pack Units meet Department of Energy requirements.

Comfort Pack Advantages




Gas Non Condensing
Furnace Models

80% AFUE
Slide-Out Furnace
with Stainless
Steel Heat Exchanger




Gas Condensing
Furnace Models


Up to 95% AFUE
Slide-Out Furnace
with Stainless
Steel Heat Exchanger




Auxiliary Drain Provides
Built In Condensate
Overflow Protection



Universal Cooling Chassis,
Slides Out for Ease of Service



Easy Access Refrigeration
Service Ports Utilizing
Low Loss Coremax
Technology



Polarized Molex Plugs
Allowing for Simple
Disconnect from Cabinet

Thru-the-Wall Comfort for all types of Multi-Family Construction



Go Thru-the-Wall

Comfort Pack Universal with 80% Gas Heat

MODEL	NOMINAL TONNAGE	RATED COOLING CAPACITY	SEER2	Heater Input (Btu/h)	AFUE
CP850928UA	0.75	8,900	11.7	28,000	80%
CP851228UA	1	11,800	12.3	28,000	80%
CP851238UA	1	11,800	12.3	38,000	80%
CP851828UA	1.5	17,600	12.5	28,000	80%
CP851838UA	1.5	17,600	12.5	38,000	80%
CP851851UA	1.5	17,600	12.5	51,000	80%
CP851864UA	1.5	17,600	12.5	64,000	80%
CP852428UA	2	22,400	12.3	28,000	80%
CP852438UA	2	22,400	12.3	38,000	80%
CP852451UA	2	22,400	12.3	51,000	80%
CP852464UA	2	22,400	12.3	64,000	80%




COMING SOON!

Comfort Pack R Series 2.5 Ton with 80% Gas Heat

GAS MODEL	NOMINAL TONNAGE	RATED COOLING CAPACITY	SEER2	Heater Input (Btu/h)	AFUE
CP853051RA	2.5	27,000*	12.5*	51,000	80%
CP853064RA	2.5	27,000*	12.5*	64,000	80%

*Product coming soon, ratings are an estimate and not official



COMFORT PACK *Go Thru-the-Wall*

Comfort Pack Universal with up to 95% Gas Heat

MODEL	NOMINAL TONNAGE	RATED COOLING CAPACITY	SEER2	Heater Input (Btu/h)	AFUE
CP950925UA	0.75	8,900	11.7	25,000	95%
CP951225UA	1	11,800	12.3	25,000	95%
CP951232UA	1	11,800	12.3	32,000	95%
CP951825UA	1.5	17,600	12.5	25,000	95%
CP951832UA	1.5	17,600	12.5	32,000	95%
CP951843UA	1.5	17,600	12.5	43,000	95%
CP951850UA	1.5	17,600	12.5	50,000	93%
CP952425UA	2	22,400	12.3	25,000	95%
CP952432UA	2	22,400	12.3	32,000	95%
CP952443UA	2	22,400	12.3	43,000	95%
CP952450UA	2	22,400	12.3	50,000	93%



5 YEAR
WARRANTY
ON PARTS

5 YEAR
WARRANTY
COMPRESSOR

20 YEAR
WARRANTY
HEAT EXCHANGER

COMING SOON!

Comfort Pack R Series 2.5 Ton with up to 95% Gas Heat


GAS MODEL	NOMINAL TONNAGE	RATED COOLING CAPACITY	SEER2	Heater Input (Btu/h)	AFUE
CP953043RA	2.5	27,000*	12.5*	51,000	95%
CP953050RA	2.5	27,000*	12.5*	64,000	93%

*Product coming soon, ratings are an estimate and not official

5 YEAR
WARRANTY
ON PARTS

5 YEAR
WARRANTY
COMPRESSOR

20 YEAR
WARRANTY
HEAT EXCHANGER



Thru-the-Wall Comfort for all types of Multi-Family Construction

COMFORT PACK *Go Thru-the-Wall*


Comfort Pack Universal with Optional Electric Heat Kit

ELECTRIC MODEL	NOMINAL TONNAGE	RATED COOLING CAPACITY	SEER2
CPE50900UA	0.75	8,900	11.7
CPE51200UA	1	11,800	12.3
CPE51800UA	1.5	17,600	12.5
CPE52400UA	2	22,400	12.3

Field Installed Heat Kits

HEAT KIT	ELECTRIC HEATING
CPEHK-03-A	3 KW
CPEHK-05-A	5 KW
CPEHK-07-A	7 KW
CPEHK-10-A	10 KW
CPEHK-15-A	15 KW

(not available for CPE40900UB and CPE41200UB)



COMING SOON!


Comfort Pack R Series 2.5 Tons with Optional Electric Heat Kit

ELECTRIC MODEL	NOMINAL TONNAGE	RATED COOLING CAPACITY	SEER2
CPE53000RA	2.5	27,000*	12.5*

Field Installed Heat Kits

HEAT KIT	ELECTRIC HEATING
CPEHK-10-A	10 KW
CPEHK-15-A	15 KW

*Product coming soon, ratings are an estimate and not official






Thru the Wall Split System Condensing Units

Our line of split-system condensing units have a capacity range of 1.5 to 2.5 tons. Condensing units are offered in four different cabinet sizes to fit applications with minimum modifications to the existing opening. All of our units are rated per the DOE Standard and are perfect for new multi-family apartment projects.

Thru the Wall Split System Advantages

Our Thru-the-Wall condensing units can be used in new construction for a smaller wall penetration fit or to fit multiple preexisting wall openings for building retrofits for a more appealing exterior.

Thru-the-Wall condensing units save time and money with simple installation, eliminates long refrigerant or electrical runs, as well as theft and vandalism.



NCP MODELS	NOMINAL TONNAGE	RATED COOLING CAPACITY (BTU/H)	DIMENSIONS	EFFICIENCY RATINGS (SEER2*)
1000 Series				
NCP5181000A-**	1.5	18,600	26 1/4" W x 28 5/8" H x 18 1/2" D	13.0
NCP5241000A-**	2	23,600	26 1/4" W x 28 5/8" H x 18 1/2" D	13.0
NCP5301000A-**	2.5	27,000	26 1/4" W x 28 5/8" H x 18 1/2" D	12.5
3000 Series				
NCP5183000A-**	1.5	18,400	24 1/8" W x 32" H x 18 1/2" D	13.5
NCP5243000A-**	2	23,600	24 1/8" W x 32" H x 18 1/2" D	13.5
NCP5303000A-**	2.5	27,000	24 1/8" W x 32" H x 18 1/2" D	12.5
4000 Series				
NCP5184000A-**	1.5	18,600	30" W x 23" H x 22 1/2" D	13.0
NCP5244000A-**	2	23,600	30" W x 23" H x 22 1/2" D	13.0
NCP5304000A-**	2.5	26,800	30" W x 23" H x 22 1/2" D	12.2
5000 Series				
NCP5185000A-**	1.5	18,500	26 7/8" W x 38 7/8" H x 18 1/2" D	14.5
NCP5245000A-**	2	24,800	26 7/8" W x 38 7/8" H x 18 1/2" D	14.5
NCP5305000A-**	2.5	28,400	26 7/8" W x 38 7/8" H x 18 1/2" D	13.5

When matched with NAH5**MF Air Handlers




Thru-the-Wall Comfort for all types of Multi-Family Construction

Thru the Wall Split System Heat Pumps

3000 Series Heat Pump

Our 3000 Series heat pump when matched with our NAH air handler will provide a complete system.



MODELS	NOMINAL TONNAGE	RATED COOLING CAPACITY (BTU/H)	RATED HEATING CAPACITY (BTU/H)			DIMENSIONS	EFFICIENCY RATINGS	
			@ 47°F	@ 35°F	@ 17°F		SEER2*	HSPF2*
3000 Series								
NHP5183000A-**	1.5	17,800	15,800	12,500	9,900	24 1/8" W x 32" H x 18 1/2" D	12.0	6.8
NHP5243000A-**	2	22,400	19,500	15,300	11,800	24 1/8" W x 32" H x 18 1/2" D	12.0	6.8

When matched with NAH5**MF Air Handlers




HIGHER EFFICIENCY 5000 Series Heat Pump

Thru the Wall Split System Heat Pumps

5000 Series Heat Pump

Our 5000 Series heat pump when matched with our NAH air handler will provide a complete system.



MODELS	NOMINAL TONNAGE	RATED COOLING CAPACITY (BTU/H)	RATED HEATING CAPACITY (BTU/H)			DIMENSIONS	EFFICIENCY RATINGS	
			@ 47°F	@ 35°F	@ 17°F		SEER2*	HSPF2*
5000 Series								
NHP5185000A-**	1.5	17,800	16,000	12,900	9,900	26 7/8" W x 38 7/8" H x 18 1/2" D	13.5	7.0
NHP5245000A-**	2	23,800	21,000	17,200	12,400	26 7/8" W x 38 7/8" H x 18 1/2" D	13.5	7.2
NHP5305000A-**	2.5	26,800	23,000	18,900	13,200	26 7/8" W x 38 7/8" H x 18 1/2" D	13.0	7.2

When matched with NAH5**MF Air Handlers




Air Handlers

New Multi Family Style Air Handler

NAH524MF*-L*	2 Ton	24" W x 27 3/4" H x 24" 1/2 D
NAH524MF*-R*	2 Ton	24" W x 27 3/4" H x 24" 1/2 D
NAH530MF*-L*	2.5 Ton	24" W x 27 3/4" H x 24" 1/2 D
NAH530MF*-R*	2.5 Ton	24" W x 27 3/4" H x 24" 1/2 D

*Note: L denotes Left Hand Return
R denotes Right Hand Return



Cased Coil

Adjustable R-454B TXV for optimum performance
Matches available with all NCP Condensing Units

NCC Series - R410A Cased Coil

NCC518AA-1	1.5 Ton	17.50" W x 21.50" D x 20" H
NCC524AA-1	2 Ton	17.50" W x 21.50" D x 24" H
NCC530AA-1	2.5 Ton	21.00" W x 21.50" D x 28" H

*Note: Ready for both left and right hand drain requirements



Optional Products

Architectural Louver Grilles


Our louver grilles enhance the appearance of the building, while providing protection from the weather and possible vandalism. Grilles are available in anodized aluminum and in multiple colors.



Comfort Pack
Architectural Louver Grille
(shown in anodized aluminum)



Split-System
Architectural Louver Grille
(shown in anodized aluminum)



Comfort Pack
Powder Coated
Stamped Louver

Architectural Louvers

14269035	1000 Series Aluminum Architectural Louver
14269036	3000 Series Aluminum Architectural Louver
14269037	4000 Series Aluminum Architectural Louver
14269038	5000 Series Aluminum Architectural Louver
14269035-P	1000 Series Painted Architectural Louver
14269035-SP	1000 Series Painted Architectural Louver Sleeve Fit
14269036-P	3000 Series Painted Architectural Louver
14269036-SP	3000 Series Painted Architectural Louver Sleeve Fit
14269037-P	4000 Series Painted Architectural Louver
14269037-SP	4000 Series Painted Architectural Louver Sleeve Fit
14269038-P	5000 Series Painted Architectural Louver
14269038-SP	5000 Series Painted Architectural Louver Sleeve Fit
CPLG	Comfort Pack Aluminum Architectural Louver (Not for use on Condensing Gas Furnace Model)
CPLG-P	Comfort Pack Painted Architectural Louver (Not for use on Condensing Gas Furnace Model)
CPLG-S	Comfort Pack Aluminum Architectural Louver Sleeve Fit (Not for use on Condensing Gas Furnace Model)
CPLG-SP	Comfort Pack Painted Architectural Louver Sleeve Fit (Not for use on Condensing Gas Furnace Model)
CPSG-P	Comfort Pack Powder Coated Sleeve Fit Stamped Louver (Not for use on Condensing Gas Furnace Model)
CPLGX-SP	Comfort Pack Condensing Gas Furnace Painted Architectural Louver Sleeve Fit
CPSGX-P	Comfort Pack Condensing Gas Furnace Powder Coated Sleeve Fit Stamped Louver
CPLGT	Comfort Pack T-Series Aluminum Architectural Louver
CPLGT-P	Comfort Pack T-Series Painted Architectural Louver
CPLGT-S	Comfort Pack T-Series Aluminum Architectural Louver Sleeve Fit
CPLGT-SP	Comfort Pack T-Series Painted Architectural Louver Sleeve Fit
CPSGT-P	Comfort Pack T-Series Powder Coated Sleeve Fit Stamped Louver
CPLGTX-P	Comfort Pack T-Series Painted Architectural Louvered Grill for 95% Models (Attaches to Wall Sleeve Only) 14269039-P
CPSGTX-P	Standard Intake and Discharged Grille 95% Models Powder Coated Color T-Series (less than 15 per color requires \$200 set up fee)

P = Painted
S = Sleeve Mounted

Wall Sleeves

Our wall sleeves are perfect for new construction providing accurate openings during building construction while units remain off-site through construction.



Condensing Unit
Wall Sleeve



Comfort Pack
Wall Sleeve

Wall Sleeves

1000-WSD-12	1000 Series Wall Sleeve
3000-WSD-12	3000 Series Wall Sleeve
4000-WSD-12	4000 Series Wall Sleeve
5000-WSD-12	5000 Series Wall Sleeve
CPWS	Comfort Pack Wall Sleeve
CPWSA	Comfort Pack Wall Sleeve Adapter (for Retrofits)

Condensing Unit Insulated Indoor Cover

The Indoor Sound Cover is to be used with NCP condensing units, properly installed in the WSD Series Wall Sleeve. (Models 1000-WSD-12, 3000-WSD-12, 4000-WSD-12 and 5000-WSD-12 only) When properly installed, the indoor sound is substantially reduced. As well, thermal conductivity from the outdoors is eliminated.

Sound Covers

1000 I.D. COVER	1000 Series Insulated Sound Cover
3000 I.D. COVER	3000 Series Insulated Sound Cover
4000 I.D. COVER	4000 Series Insulated Sound Cover
5000 I.D. COVER	5000 Series Insulated Sound Cover





National Comfort Products

A Division of National Refrigeration and Air Conditioning Products, Inc.

539 Dunksferry Road · Bensalem, PA 19020-5908

(800) 523-7138

www.nationalcomfortproducts.com



Intertek
53533

NCP Brochure 2025