

Features

- Non-diverter spout with slip-fit connection
- 7-7/16" (189 mm) nondiverter spout
- 1-1/4" (31.8 mm) max hole diameter
- Coordinates with other products in the Tone collection

Material

- Premium metal construction for durability and reliability
- KOHLER finishes resist corrosion and tarnishing

Installation

- Wall-mount

Recommended Products/Accessories

- K-27425 18" towel bar
- K-27426 24" towel bar
- K-27427 Robe hook
- K-27428 Towel ring
- K-27429 Pivoting toilet paper holder



Codes/Standards







ASME A112.18.1/CSA B125.1

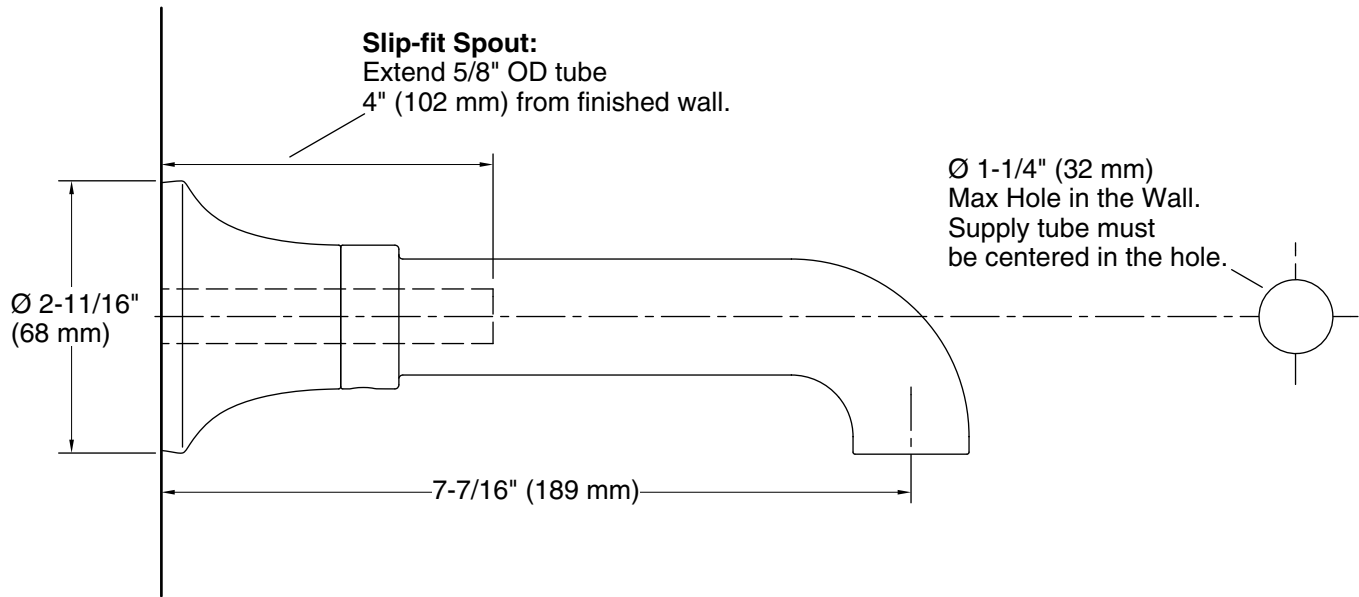
KOHLER® Faucet Lifetime Limited Warranty

See website for detailed warranty information.

Available Colors/Finishes

Color tiles intended for reference only.

Color	Code	Description
	CP	Polished Chrome
	BN	Vibrant® Brushed Nickel
	BL	Matte Black
	2MB	Vibrant® Brushed Moderne Brass
	BMB	Matte Black with Moderne Brass
	CBL	Matte Black with Polished Chrome



Technical Information

All product dimensions are nominal.

Drain included: No

Spout:

Spout reach: 7-7/16" (189 mm)