

Features

- 18" (457 mm) bar
- Provides minimum 300 lb load capacity
- Coordinates with traditional-style KOHLER® faucets and showering components

Material

- Premium metal construction for durability and reliability
- KOHLER finishes resist corrosion and tarnishing



Codes/Standards






None Applicable

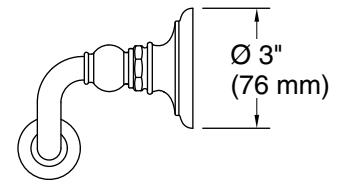
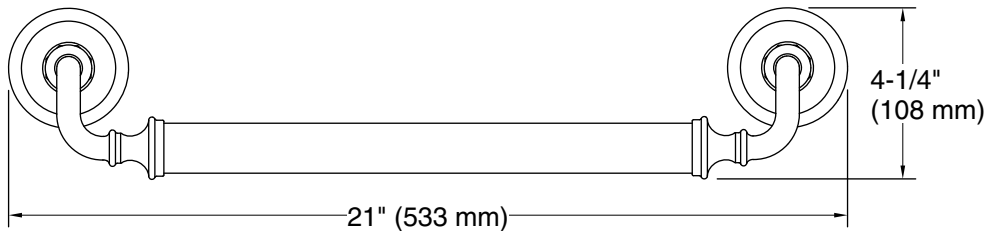
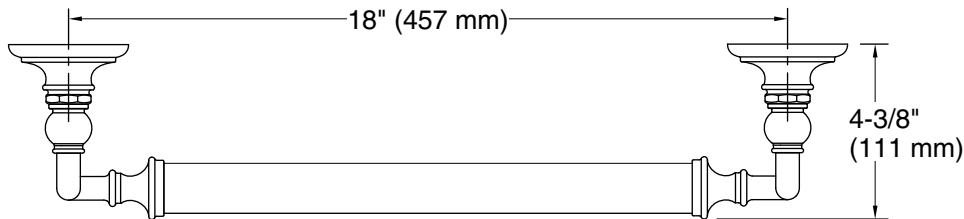
KOHLER® Faucet Lifetime Limited Warranty

See website for detailed warranty information.

Available Colors/Finishes

Color tiles intended for reference only.

| Color | Code | Description |
|---|------|--------------------------------|
|  | CP | Polished Chrome |
|  | SN | Vibrant® Polished Nickel |
|  | BN | Vibrant® Brushed Nickel |
|  | BV | Vibrant® Brushed Bronze |
|  | 2BZ | Oil-Rubbed Bronze |
|  | 2MB | Vibrant® Brushed Moderne Brass |



Technical Information

All product dimensions are nominal.

Installation Type: Wall-mount

Material: Zinc, Stainless Steel

Notes

Measure your actual product for roughing-in details.

WARNING: Risk of personal injury. The wall plates on the grab bar must be mounted to a brace between the wall studs. This will ensure that the weight of the user is adequately supported.