

Features

- Left-hand Polished Chrome trip lever
- Combines with the K-5297 bowl to create a complete K-5298 toilet
- Coordinates with other products in the Wellworth collection
- KOHLER's canister flush valve harnesses the natural force of gravity and optimizes flushing performance
- MaP Premium residential toilets must flush with no more than 4.0 liters (1.1 gallons) and demonstrate a MaP rating of at least 600 grams (21 ounces) of solid waste removed in a single flush
- 1.0 gpf (3.8 lpf)
- Class Five® canister optimizes the flow out of the tank, harnessing gravity and the natural, powerful reducing cascade of water to increase the power and effectiveness of the flush



Installation

- Supply line sold separately

Recommended Products/Accessories

- K-5297 Elongated toilet bowl
- K-23726 Drain treatment



Codes/Standards




- ASME A112.19.2/CSA B45.1
- EPA WaterSense®
- California Energy Commission (CEC)

KOHLER® Toilets and Seats Limited Warranty

See website for detailed warranty information.

Available Colors/Finishes

Color tiles intended for reference only.

Color	Code	Description
	0	White
	96	Biscuit
	7	Black Black™



Wellworth®
Toilet tank, 1.0 gpf
K-5308

No image available.
This product is a component and not intended to be a standalone installation.

Technical Information

All product dimensions are nominal.

Toilet type: Bowl-mount

Flush type: Class Five

Notes

Install this product according to the installation instructions.

Product dimensions are nominal and may vary per ASME A112.19.2 tolerances.